



WRITING PROCESS GUIDE

Descriptive ▲



WRITING PROCESS GUIDE

Descriptive ▲

What I Need To Do

- Write a descriptive text that:
 - creates pictures in the mind
 - uses descriptive words and details
 - has details organized in order
- Use **traits** of good writing

Describe . . .

- your favorite character
- a person you know
- a special event
- a place you visited
- an object
- a holiday
- a room
- where you live

Name: Pat Johnson

Beginning

Subject:

my closet

1 Idea about subject:

dark shadows

Describe it:

look like monsters

Middle

2 Idea about subject:

lots of toys

Describe it:

big piles

Ending

Interesting idea:

keep door closed

2. Draft

My closet is scary. It
has shadows they look like
monsters. It has alot of toys
Their are piles as big as I am.
I keep my door closed.

3. Revise/Edit

My closet is ^{a little} scary. It
has ^{many dark} shadows they look like
monsters. It ^{I keep} ~~has~~ ^{sp} alot of toys ^{in there.}
^{sp} Their are piles as big as I ^{me} ~~am~~.
I keep my ^{closet} door closed.

4. Publish









My closet is a little scary. It has many dark shadows. They look like monsters. I keep a lot of toys in there. There are piles as big as me. I keep my closet door closed.

REVISION CHECKLIST

- ☐ My beginning sentence tells the subject.
- ☐ My sentences make sense and are complete.
- ☐ I have two ideas that describe the subject.
- ☐ I have one detail that describes each idea.
- ☐ My ending sentence tells about the subject.

Instructions: Have students check each box as they read over their writing.

EDITING GUIDE

make a capital letter 	we ate vanilla pudding today. 
add a period 	We ate vanilla pudding today. 
use correct spelling 	We  eight vanilla pudding today.

